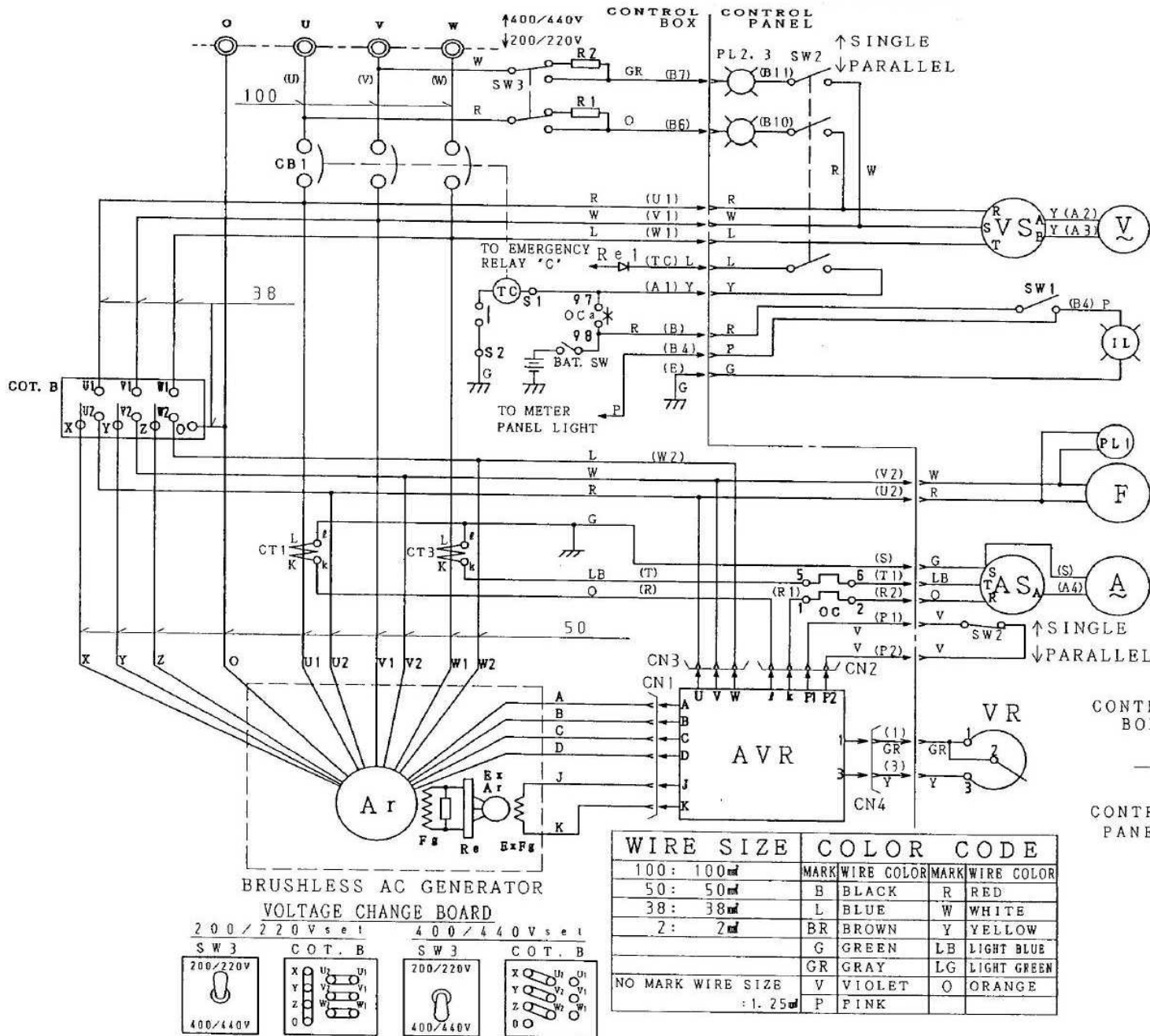
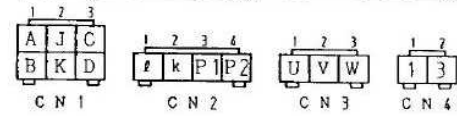


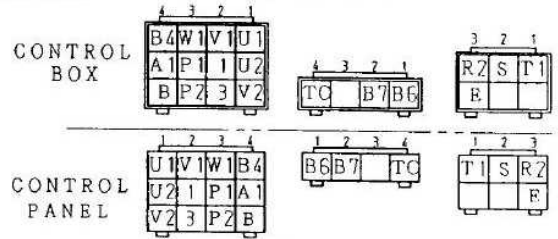
Схема генератора "DENYO" DCA-180 SP



MARK	N A M E
A <sub>r</sub>	MAIN GENERATOR ARMATURE WINDING
F <sub>g</sub>	MAIN GENERATOR FIELD WINDING
ExA <sub>r</sub>	EXCITER ARMATURE WINDING
ExF <sub>g</sub>	EXCITER FIELD WINDING
AVR	AUTOMATIC VOLTAGE REGULATOR
VR	VOLTAGE REGULATING RHEOSTAT
R <sub>e</sub>	RECTIFIER
CT1, 3	CURRENT TRANSFORMER 300/5A
AS	AMMETER CHANGE-OVER SWITCH
A	AC. AMMETER 0 ~ 300. 600A
VS	VOLTMETER CHANGE-OVER SWITCH
V	AC. VOLTMETER 0 ~ 600V
F	FREQUENCY METER 45 ~ 65Hz
PL1	PILOT LAMP
PL2, 3	SYNCHRONIZING LAMP
CB1	CIRCUIT BREAKER 500A
OC	OVER CURRENT RELAY
IL	PANEL LIGHT
SW1	PANEL LIGHT SWITCH
SW2	SINGLE PAR. CHANGE-OVER SWITCH
SW3	VOLTAGE CHANGE-OVER SWITCH
R1, 2	RESISTOR
COT. B	VOLTAGE CHANGE BOARD
R#1	RECTIFIER

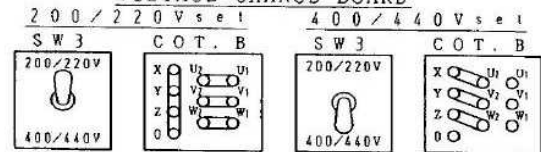


AVR CONNECTOR ARRANGEMENT (WIRING VIEW)



CONNECTOR ARRANGEMENT (WIRING VIEW)

WIRE SIZE	COLOR CODE
100: 100mm <sup>2</sup>	MARK WIRE COLOR MARK WIRE COLOR
50: 50mm <sup>2</sup>	B BLACK R RED
38: 38mm <sup>2</sup>	L BLUE W WHITE
2: 2mm <sup>2</sup>	BR BROWN Y YELLOW
	G GREEN LB LIGHT BLUE
	GR GRAY LG LIGHT GREEN
NO MARK WIRE SIZE	V VIOLET O ORANGE
	P PINK



DCA-180SP