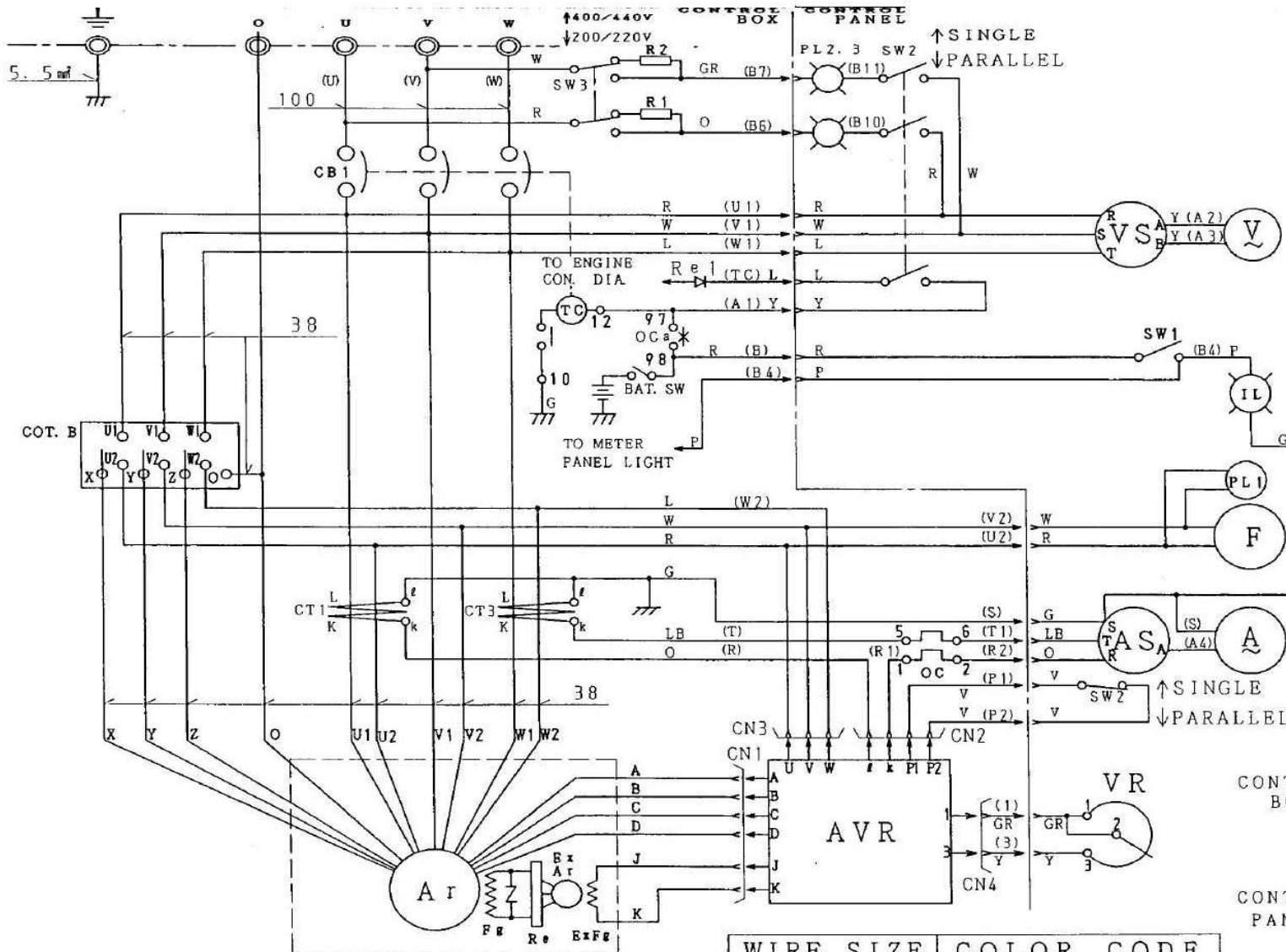
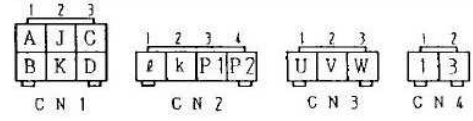


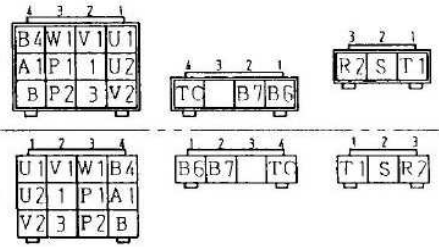
# Схема генератора "DENYO" DCA-150 SP



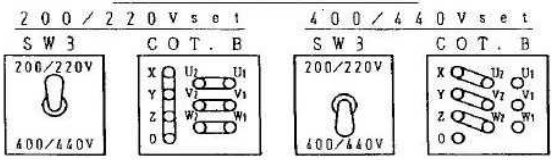
A r	MAIN GENERATOR ARMATURE WINDING
Fg	MAIN GENERATOR FIELD WINDING
ExAr	EXCITER ARMATURE WINDING
ExFr	EXCITER FIELD WINDING
AVR	AUTOMATIC VOLTAGE REGULATOR
VR	VOLTAGE REGULATING RHEOSTAT
Re	RECTIFIER
CT1, 3	CURRENT TRANSFORMER 500/5A
AS	AMMETER CHANGE-OVER SWITCH
A	AC. AMMETER 0 ~ 300, 600A
VS	VOLTMETER CHANGE-OVER SWITCH
V	AC. VOLTMETER 0 ~ 600V
F	FREQUENCY METER 45 ~ 65Hz
PL1	PILOT LAMP
PL2, 3	SYNCHRONIZING LAMP
CB1	CIRCUIT BREAKER 400A
OC	OVER CURRENT RELAY
IL	PANEL LIGHT
SW1	PANEL LIGHT SWITCH
SW2	SINGLE PAR. CHANGE-OVER SWITCH
SW3	VOLTAGE CHANGE-OVER SWITCH
R1, 2	RESISTOR
COT. B	VOLTAGE CHANGE BOARD
Re1	RECTIFIER



AVR CONNECTOR ARRANGEMENT (WIRING VIEW)



CONNECTOR ARRANGEMENT (WIRING VIEW)



WIRE SIZE	COLOR CODE
100: 100 <sup>ml</sup>	MARK WIRE COLOR MARK WIRE COLOR
50: 50 <sup>ml</sup>	B BLACK R RED
38: 38 <sup>ml</sup>	L BLUE W WHITE
2: 2 <sup>ml</sup>	BR BROWN Y YELLOW
	G GREEN LB LIGHT BLUE
	GR GRAY LG LIGHT GREEN
NO MARK WIRE SIZE	V VIOLET O ORANGE
	: 1.25 <sup>ml</sup> P PINK